

DEPARTMENT OF TRANSPORTATION OVERVIEW

What We Do?

Who Is Doing It?

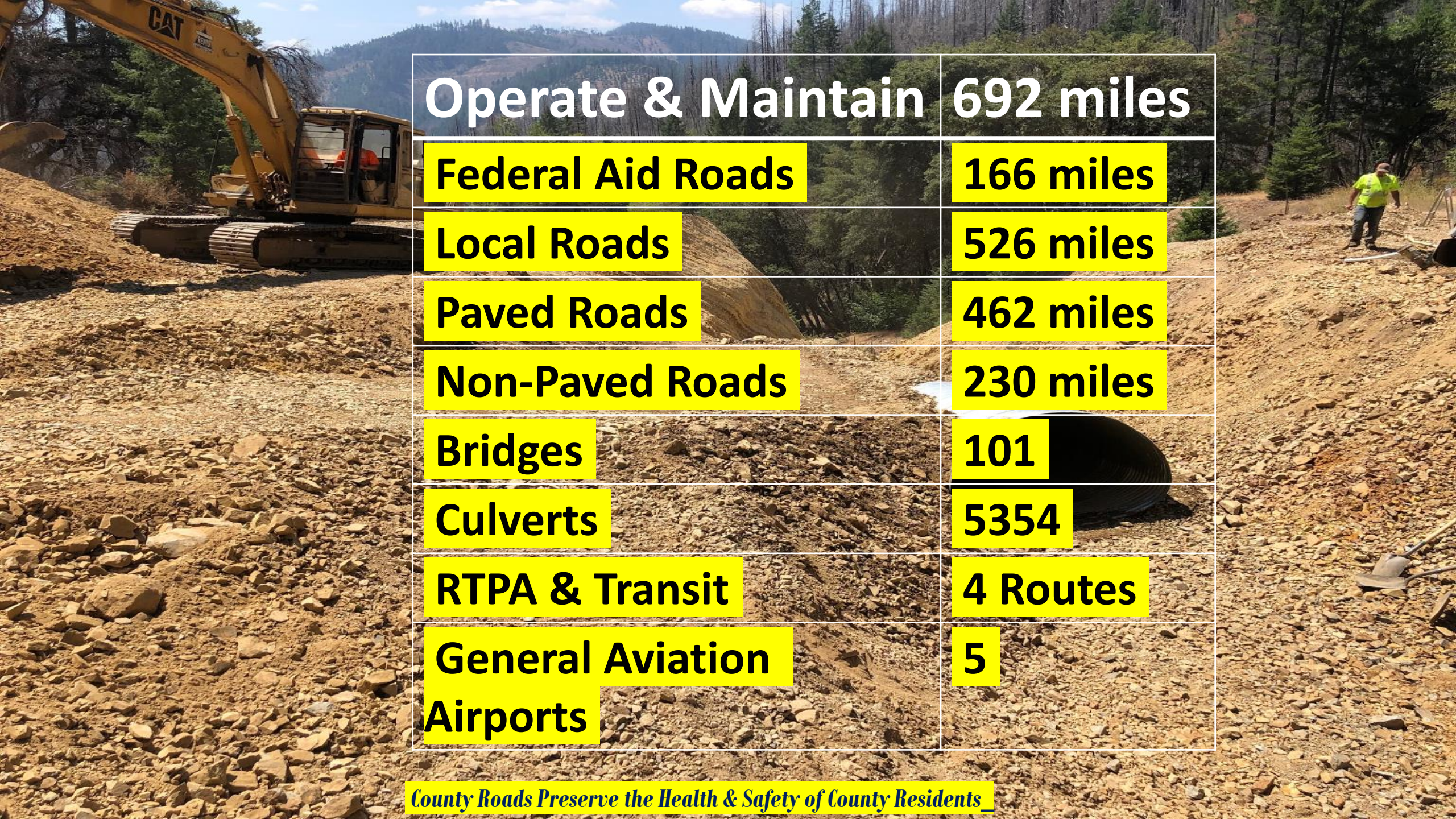
What Is Our Workload?

How We Pay For It?

February 7, 2023

County Roads Preserve the Health & Safety of County Residents





Operate & Maintain	692 miles
Federal Aid Roads	166 miles
Local Roads	526 miles
Paved Roads	462 miles
Non-Paved Roads	230 miles
Bridges	101
Culverts	5354
RTPA & Transit	4 Routes
General Aviation Airports	5

County Roads Preserve the Health & Safety of County Residents

Natural Disaster First Responders for County Roads



County Roads Preserve the Health & Safety of County Residents

Natural Disaster First Responders for County Roads



County Roads Preserve the Health & Safety of County Residents

Disaster Emergency Responders for County Roads



County Roads Preserve the Health & Safety of County Residents

Repair Disaster Damage on County Roads



County Roads Preserve the Health & Safety of County Residents

Repair Road Surface



Replace Road Culverts



Install Temp. Bridge



Chip Seal (Pave) Roads



County Roads Preserve the Health & Safety of County Residents

Replace Old Bridges CIP (contractors)



County Roads Preserve the Health & Safety of County Residents




Install Pavement Markings



Provide Engineering Services County & Developers

Repair Equipment (Heavy & Light) & Provide Fuel for County Departments



County Roads Preserve the Health & Safety of County Residents

Provide Transit Services

Seven (7) Cutaway Buses

Four (4) Routes: Willow Creek, Redding, Hayfork, & Lewiston



Annual passenger count 13,375 (Pre-Covid)

County Roads Preserve the Health & Safety of County Residents

General Aviation Airports

Five Airports:

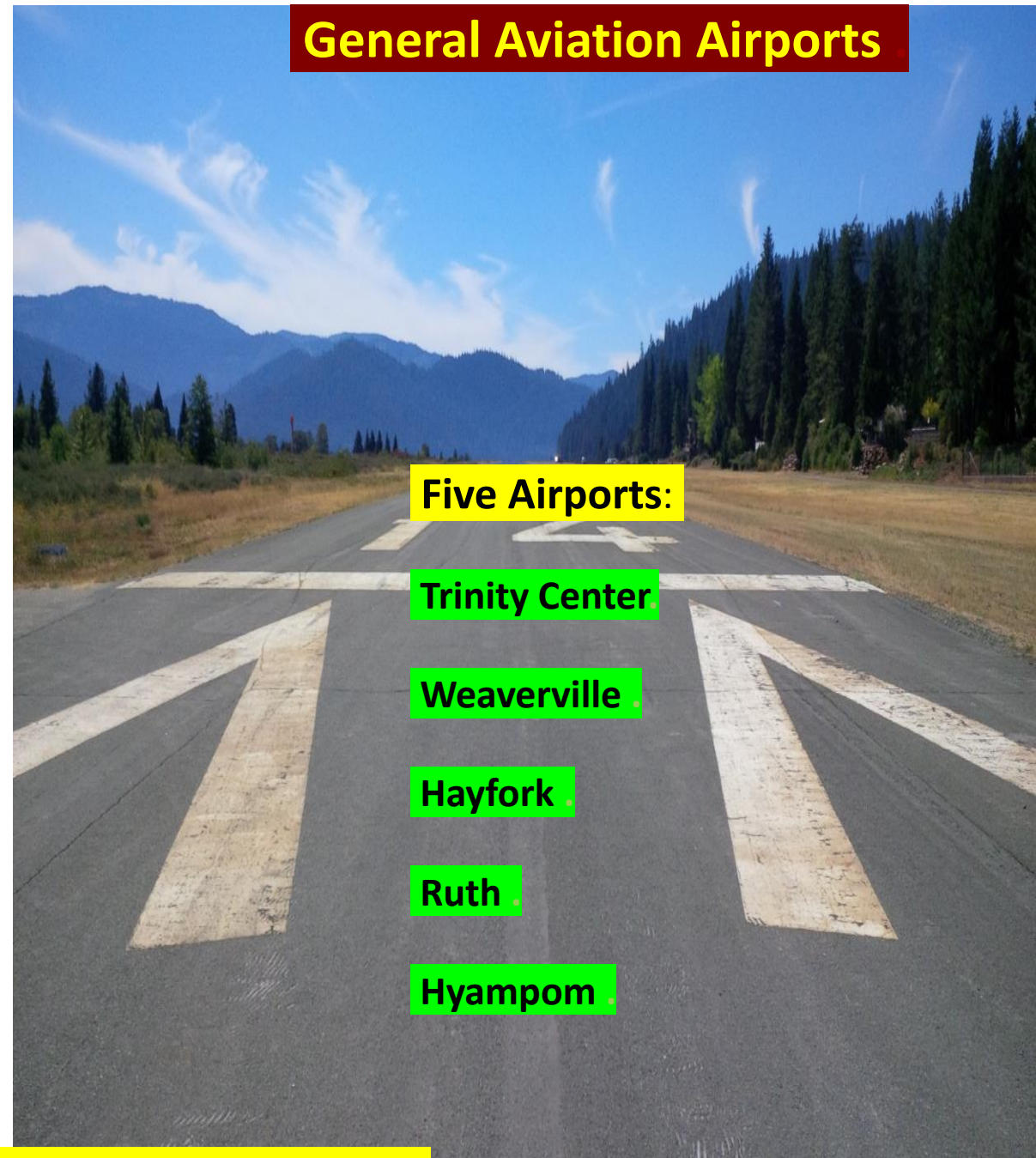
Trinity Center

Weaverville

Hayfork

Ruth


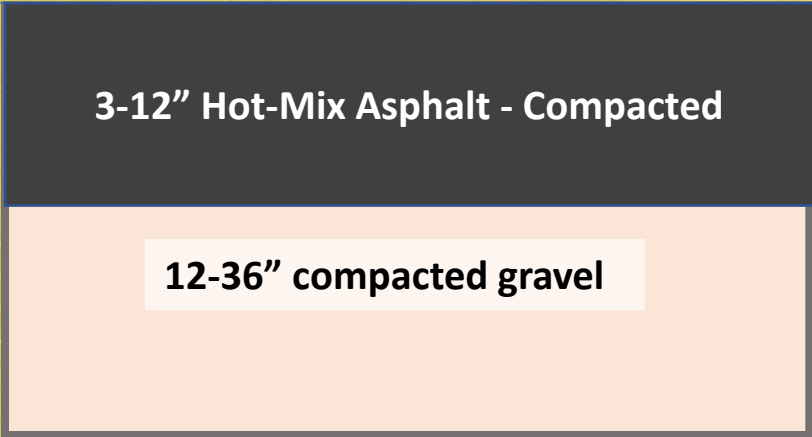
Hyampom



Characteristics of County Roads

City Streets & State Routes

Rural Roads



Closed conduit - storm drain



Relative Vehicle Impact on Roads

Class	Description	Picture	Traffic Factor* (Car = 1)
Class 1 Class 2 Class 3	Motorcycle Passenger Car Pickup Van		1
Class 4	Bus		969
Class 5	2 Axles, 6-Tire Single Units		103
Class 6	3 Axles, Single Unit		1,236
Class 7	3 to 4 Axles, Single Trailer		5,296
Class 8	3 to 4 Axles, Single Trailer		1,116
Class 9	5 Axles, Single Trailer		2,970
Class 10	6 or More Axles, Single Trailer		2,650
Class 11	5 or Less Axles, Multi-Trailers		2,402
Class 12	6 Axles, Multi -Trailers		6,765
Class 13	7 or More Axles, Multi-Trailers		4,224

Typical Logging Truck

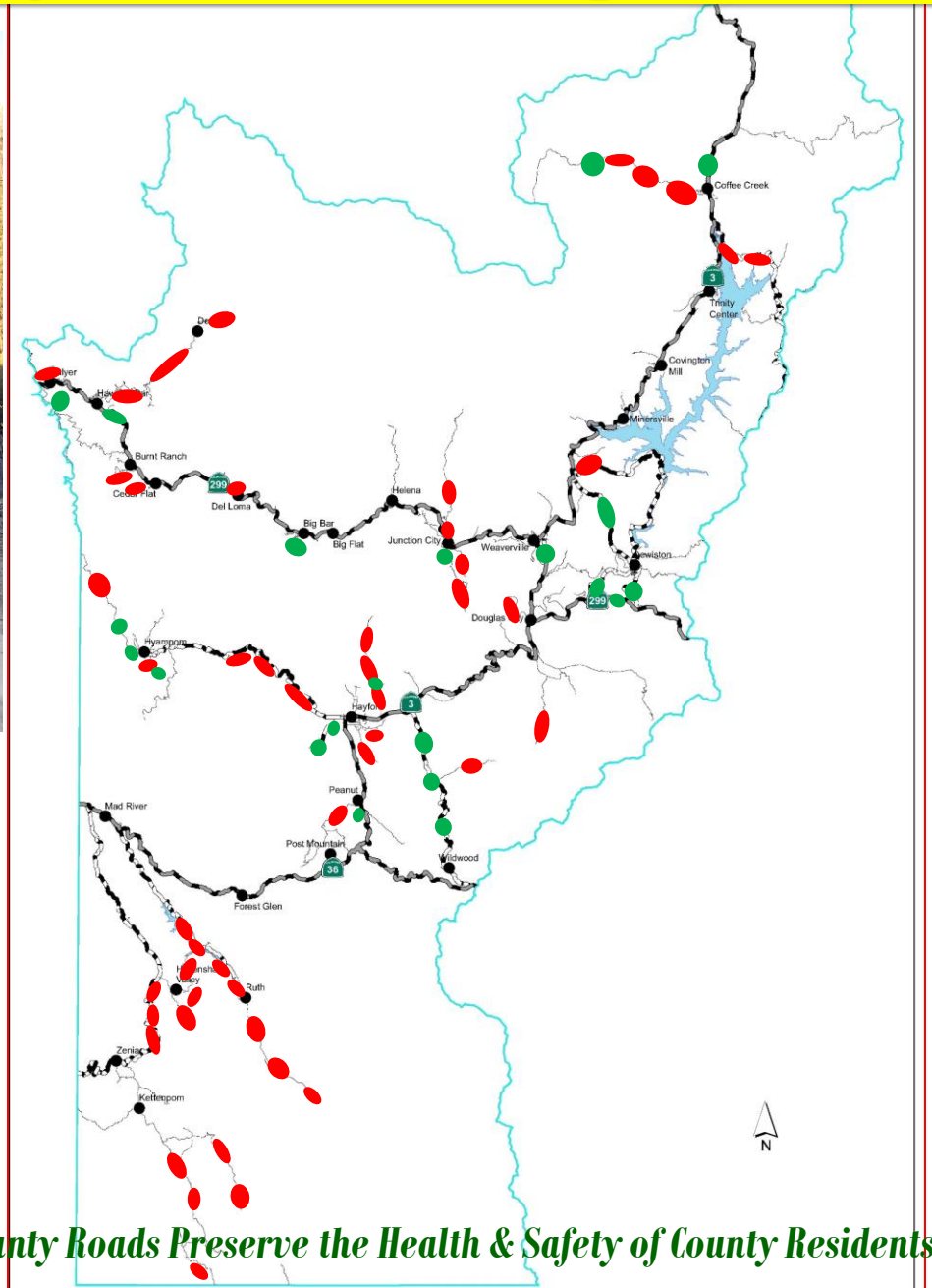


* CLASS 1, 2, & 3 VEHICLES (PASSENGER CARS) ARE CONSIDERED EQUAL TO A TRAFFIC FACTOR (I.E. PAVEMENT IMPACT) OF 1. CLASS 4 THROUGH 13 TRANSPORT/HAULING VEHICLES ARE SHOWN AS AN EQUIVALENT NUMBER OF PASSENGER CAR TRIPS (E.G. ONE CLASS 4 BUS TRIP ON A ROAD IS EQUAL TO 969 PASSENGER CARS TRIPS).

Trinity County Disaster Damage vs. CIP Construction



Canyon Creek \$5M...?



County Roads Preserve the Health & Safety of County Residents

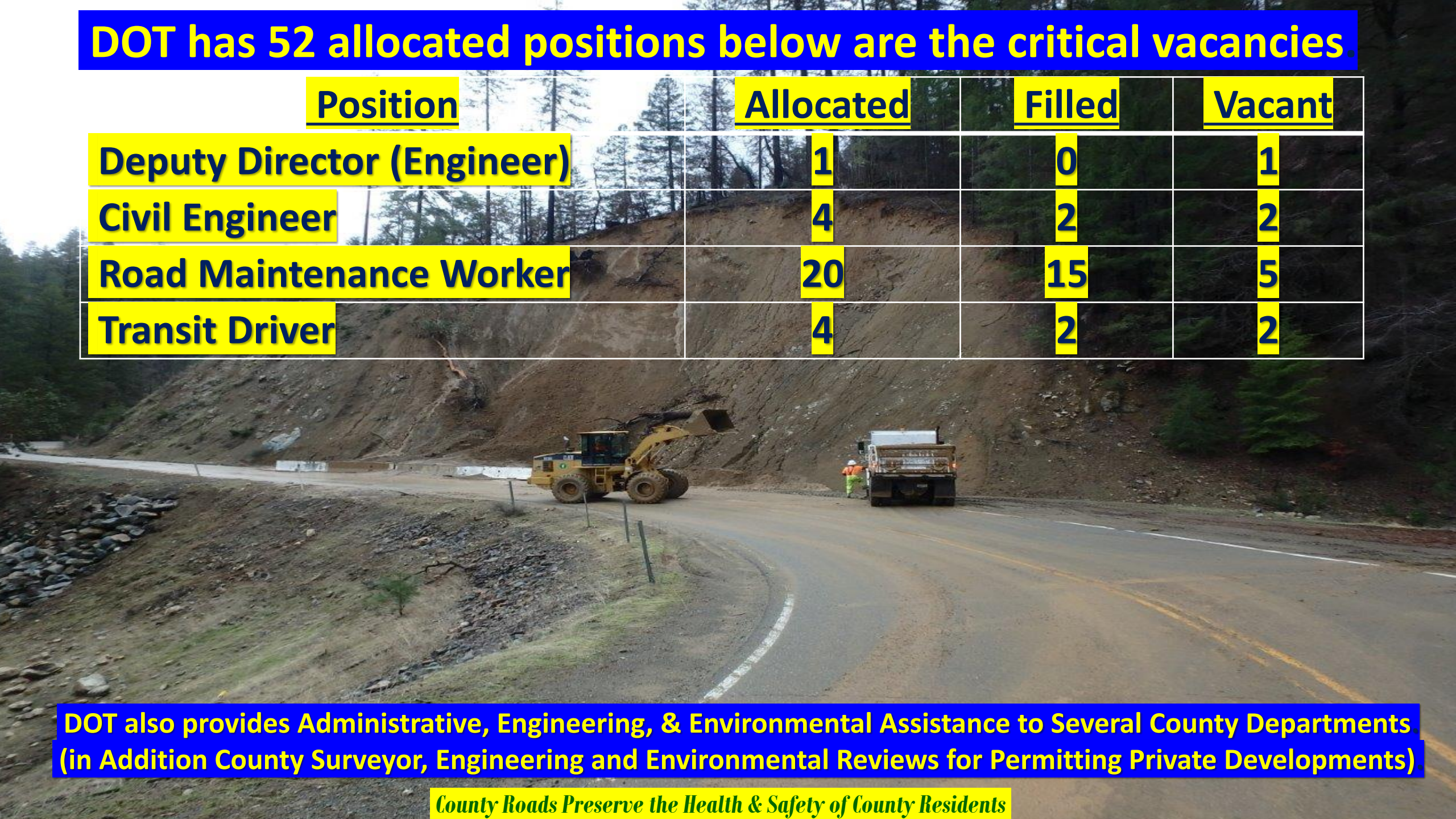
2016-22, Disaster Damage Repairs 200 ± Sites \$25M...?

Scheduled CIP \$6.3M

Jan. 2023, Initial Disaster Damage 15...? Sites \$20M..?

DOT has 52 allocated positions below are the critical vacancies.

<u>Position</u>	<u>Allocated</u>	<u>Filled</u>	<u>Vacant</u>
Deputy Director (Engineer)	1	0	1
Civil Engineer	4	2	2
Road Maintenance Worker	20	15	5
Transit Driver	4	2	2

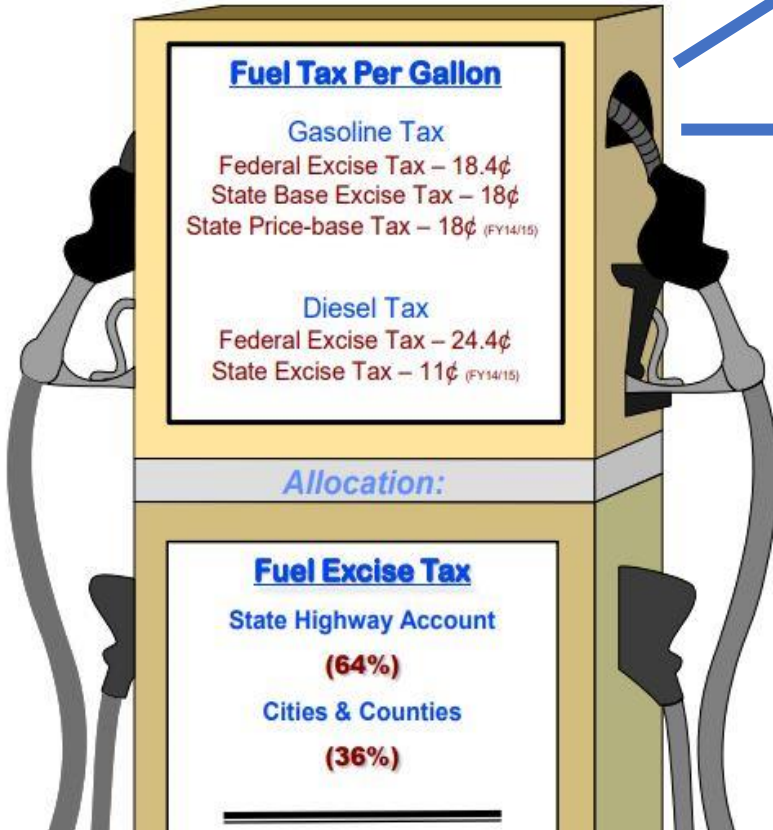


DOT also provides Administrative, Engineering, & Environmental Assistance to Several County Departments (in Addition County Surveyor, Engineering and Environmental Reviews for Permitting Private Developments)

Road Funding (Formula)

Fuel Excise Tax

(Revenue & Taxation Code, §7360 & 7361.1)



64 % to State

36% to Cities and Counties

2021 Registered Vehicles

Los Angeles County: 7,989,032

18% to Counties

Trinity County: 19,712

25% Maintained Miles

75% Registered Vehicles

Road funds can only be spend for roads that are part of the approved maintained miles

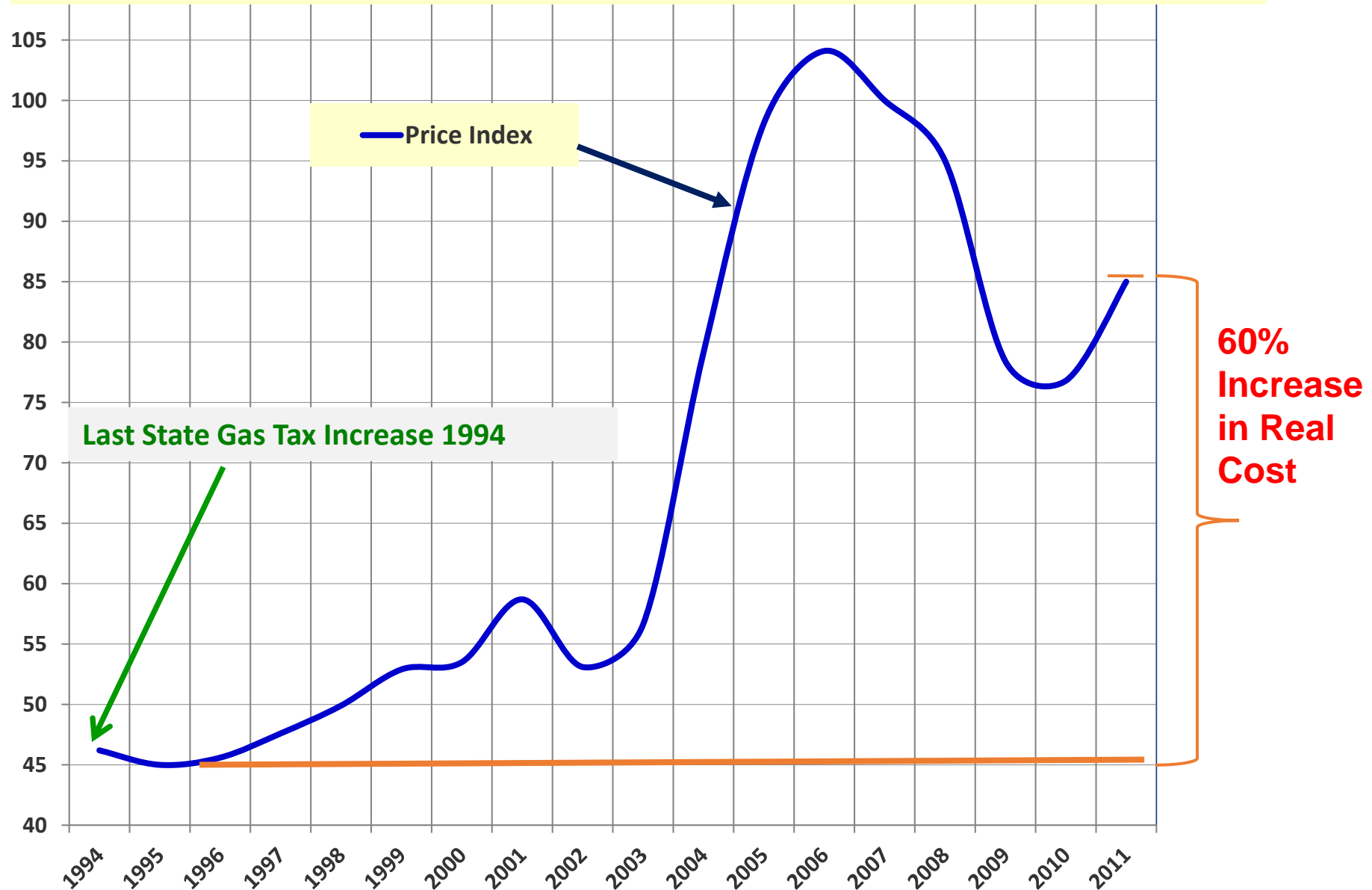
County Roads Preserve the Health & Safety of County Residents

REVENUE FY 22/23 (No Property or other taxes)

Road Maintenance Fund	Revenue	What Type Use is Allowed
HUTA, Secure Schools, & Match Exchange	\$3,904,011	General operations: snow plow, salaries, fuel, utilities, parts, equipment purchase and repair, fill potholes, striping, signs, replace culverts, mowing, clean ditches, brushing etc., for county maintained roads only.
RMRA (Formula) With Restrictions	\$2,201,569	Fix Existing Roads Major Repairs and local match for state or federal projects
Total	\$6,105,580	
Capital Improvement Projects (CIP) Fund (Competitive Non-Discretionary)	\$6,286,159	Federal funds for specific projects: Bridges, High Friction Surface, Guardrail, and similar very specific projects where we have to apply and compete for funds for bridges and Federal Aid Roads only.
Other Funds		
Local Transportation Fund (LTF), State Transit Assistance (STA), FTA Formula Grants for Rural Areas (TRANSIT ONLY)	\$1,211,256	Includes \$400,000 to purchase two buses, along with salaries, fuel, parts, equipment repair, and other supplies
Airports (\$10,000 a year per airport)	\$50,000	Includes all airport related operations and maintenance activities

County Roads Preserve the Health & Safety of County Residents

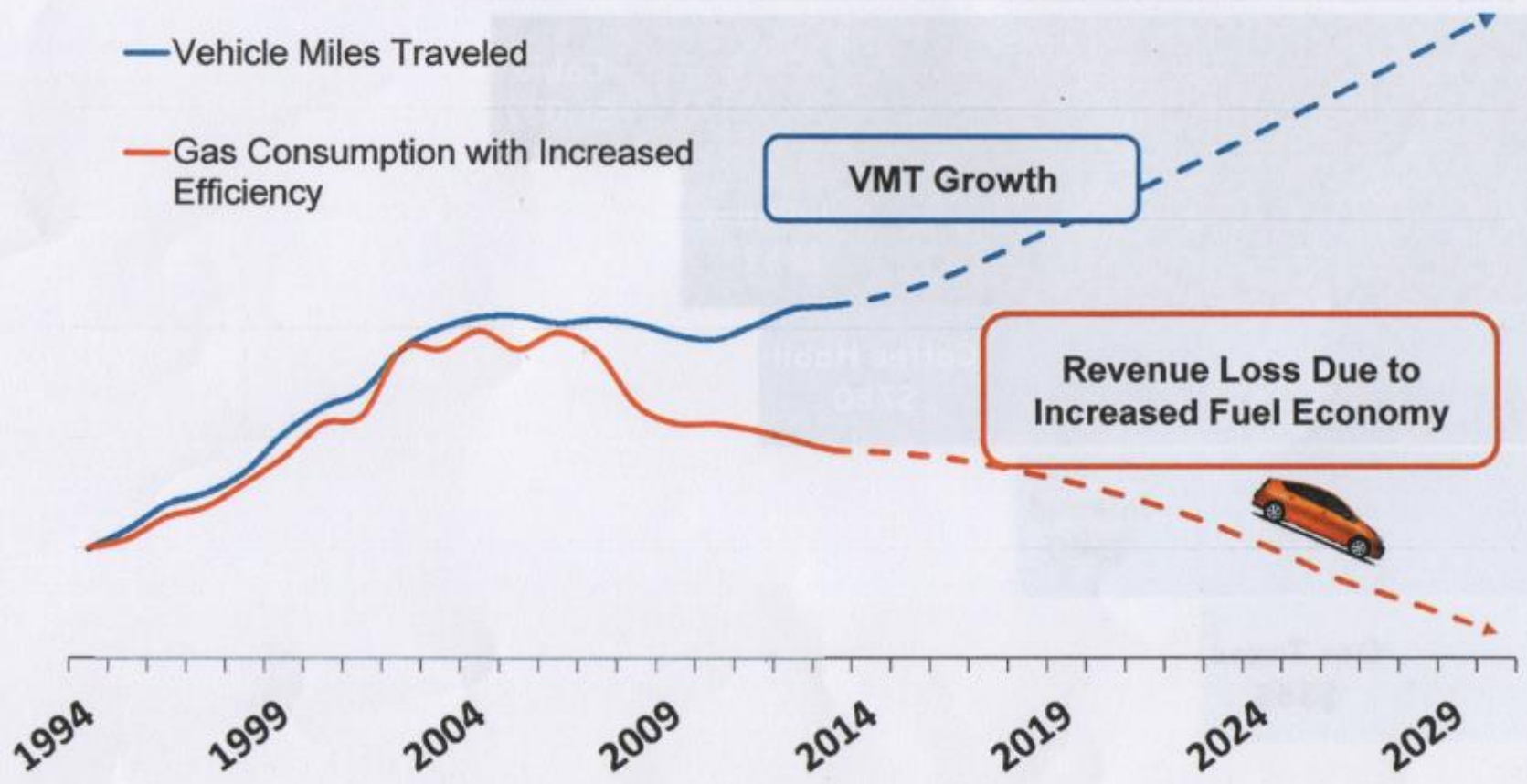
Price Index for Highway Construction



Source: CA DOT, Price Index for Selected Highway Construction Items; December 2011)

Effect of Fuel Efficiency

Revenue Loss Due to Increases in Fuel Economy



Source: Department of Transportation 2015

Questions?



County Roads Preserve the Health & Safety of County Residents