

# Trinity County

Department of Agriculture/Weights and Measures

## 2016

## Crop Report





Department of Agriculture  
**COUNTY OF TRINITY**  
P.O. Box 1466 Weaverville, California  
PHONE (530) 623-1356

Karen Ross, Secretary  
California Department of Food and Agriculture

The Honorable Board of Supervisors of Trinity County

Keith Groves, District 1

Judy Morris, District 2

Bobbi Chadwick, District 3

John Fenley, District 5, Chairperson

I am pleased to submit the 2016 Trinity County's Crop and Livestock Report in accordance with sections 2272 and 2279 of the California Food and Agriculture Code. The values expressed in this document report on acreage, yield and gross values, but do not reflect net incomes. The crop report is compiled using the best available data on production totals and values as collected from producer responses to crop report questionnaires, and from data provided to the department by the United States Department of Agriculture National Agricultural Statistics Service, the California Department of Food and Agriculture, and various other sources.

The estimated gross value of the County's agricultural commodities is \$13,509,541, which is an increase of approximately 9% over 2015's production values. The most notable increases were in the value of Nursery stock, Field Crops and Fruit and Vegetables. The County's leading commodities for 2016 are ranked by value below.

Timber Production	\$10,020,241
Livestock	\$ 3,226,770
Grapes	\$ 146,856
Field Crops	\$ 87,542
Fruit and Vegetables	\$ 12,203
Nursery Stock	\$ 3,629
Apiary	\$ 12,300

A word of thanks goes to the staff of the Agricultural Commissioner's Office, Trinity County University Cooperative Extension, the agricultural industry, participating agencies and individuals who deserve credit for contributing to this report.

Respectfully submitted,

A handwritten signature in black ink, appearing to read 'Jeff M. Dolf'.

Jeff M. Dolf

Agricultural Commissioner/Sealer



## ***Fruits and Vegetables***

<b><u>Year</u></b>	<b><u>Total Value</u></b>
2016	\$ 12,203.45
2015	\$ 7,479.00

The commodities are summarized to protect the production data of the individual growers:

Apples, apricots, beans, beets, beeswax, berries, broccoli, carrots, cauliflower, cherries, celery, corn, cucumbers, eggplant, figs, filberts, garlic, grapes, greens, herbs, kale and other kale crops, leeks, lettuce, melons, okra, onions, peaches, pears, peas, peppers, plums, potatoes, pumpkin, quince, radishes, turnips, walnuts, watermelons, and yams.

# Apiary

<u>Item</u>	<u>Year</u>	<u>Production</u>	<u>Unit</u>	<u>Avg/unit</u>	<u>Total</u>
Honey	2016	1,960	lb	\$5.00	\$12,300
	2015	1,776	lb	\$5.00	\$ 8,880





## **LIVESTOCK**

<b><u>Item</u></b>	<b><u>year</u></b>	<b><u>Head</u></b>	<b><u>Live Wt.</u></b>	<b><u>Unit Value</u></b>	<b><u>Total Value</u></b>
Beef Cattle & Calves	2016	2,907	21,803	\$148.00	\$3,226.770
	2015	2,871	21,533	\$147.00	\$3,165,278

*(includes cows, calves, bulls, steers)*

*Numbers do not reflect all producers. Some producer numbers were not available.*

## ***Wine Grapes***

<u><i>Variety</i></u>	<u><i>Year</i></u>	<u><i>Acres Bearing</i></u>	<u><i>Yields</i></u>	<u><i>Tons</i></u>	<u><i>Total Value</i></u>
Red	2016	37.1	1.78 T/A	63.04	\$116,325
	2015	22.4	2.27 T/A	50.85	\$ 58,274
Whites	2016	7.1	3.06 T/A	21.73	\$ 30,532
	2015	14.4	2.32 T/A	42.04	\$ 48,241
<b>Total</b>	<b>2016</b>				<b>\$ 146,856</b>
	<b>2015</b>				<b>\$ 106,515</b>

## ***Forest Products***

<b><u>Item</u></b>	<b><u>Year</u></b>	<b><u>Production</u></b>	<b><u>Unit</u></b>	<b><u>Total</u></b>
Timber	2016	\$55,655	MBD FT	\$ 10,020,241
	2015	\$43,977	MBD FT	\$ 9,012,531

*Includes softwood, saw logs, and miscellaneous products (Christmas trees, cull logs, fuel wood, pulp, chips, hardwood logs, poles and pilings and miscellaneous small saw logs.*





# Nursery Production

## Production and Sale of Plant Materials for Propagation

<u>Year</u>	<u>Total Value</u>
2016	\$3,629.00
2015	\$1,733.00

THE BOSS'S FARM  
HAYFORK CA.  
WE GROW WHAT WE SELL

THYME  
2940

SUNFLOWER  
- AMERICAN GIANT

# ***Sustainable Agriculture Report***

## **Direct Marketing & Organic Farming**

The implementation of agricultural practices and programs which promote the economic viability of agriculture while minimizing the impacts of these practices and programs on natural resources and the environment is sustainable agriculture. The scope of Trinity County's biological control programs and organic farming practices are summarized below.

### **Organic**

Total Number of Organic Growers = 5

<b><u>Commodity</u></b>	<b><u>Year</u></b>	<b><u># of Registrants</u></b>	<b><u>Est. Acreage</u></b>
Organic Registrant	2016	5	53
	2015	4	14.53

### **Certified Farmer's Market**

<b><u>Item</u></b>	<b><u>Year</u></b>	<b><u># of Registrants</u></b>
Certified Producers	2016	20
	2015	16
Farmer's Market	2016	2
	2015	2

# ***Sustainable Agriculture***

## **Pest Detection**

Pest Detection activities are focused on the search for pests that are not known to exist in the State or are of limited distribution throughout California.

Detection trapping activities are conducted locally for insect pests such as Gypsy Moth and Japanese Beetle. In addition, field surveys are continually carried out by department staff through Trinity County in order to locate and identify noxious weeds, plant diseases, and vertebrate pests.

<u>Pest Detection</u>	<u>Traps</u>	<u>Detections</u>
Gypsy Moth	101	0
Japanese Beetle	2	0
European Pine Shoot Moth	1	0
Glassy -Winged Sharpshooter	34	0

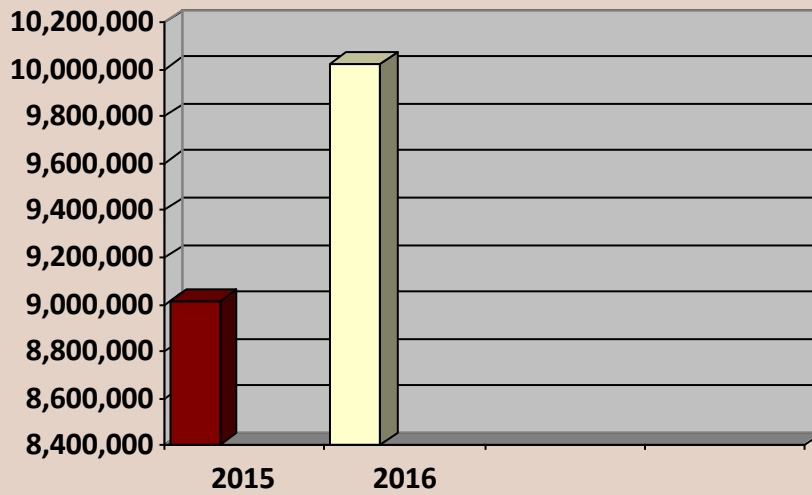
## **Pest Management—Biological Control**

We monitor the populations of bio control agents released & provide these agents to citizen cooperator.

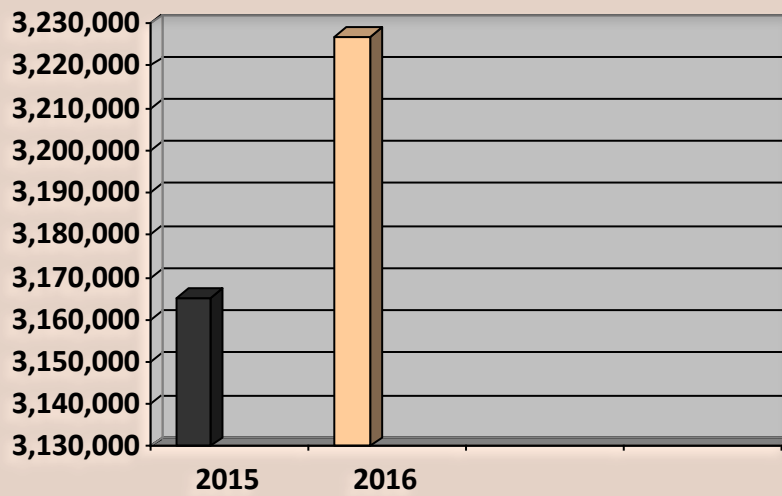
## ***Recapulation***

<b><u>Item</u></b>	<b><u>2015</u></b>	<b><u>2016</u></b>
Timber	\$ 9,012,531	\$10,020,241
Livestock	\$ 3,165,278	\$ 3,226,770
Wine Grapes	\$ 106,515	\$ 146,856
Field Crops	\$ 46,728	\$ 87,542
Fruit & Vegetable Crops	\$ 7,479	\$ 12,203
Apiary	\$ 8,880	\$ 12,300
Nursery Production	\$ 1,733	\$ 3,629
<b>Totals</b>	<b>\$12,349,144</b>	<b>\$13,509,541</b>

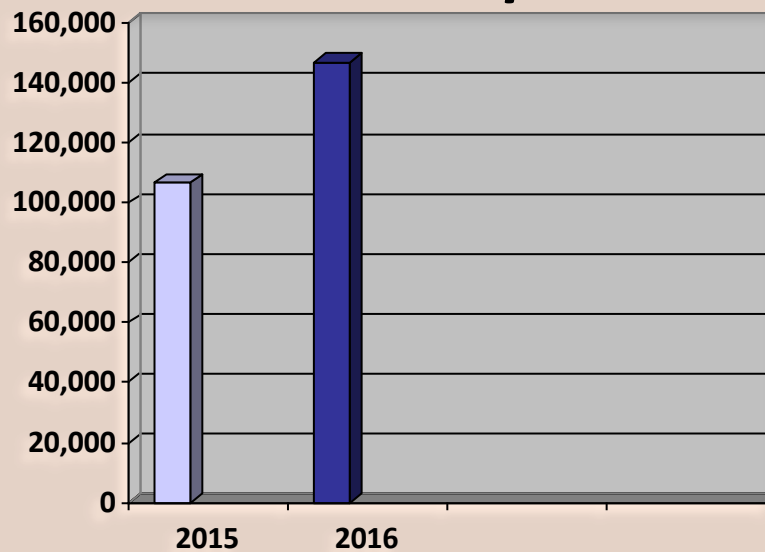
## *Timber*



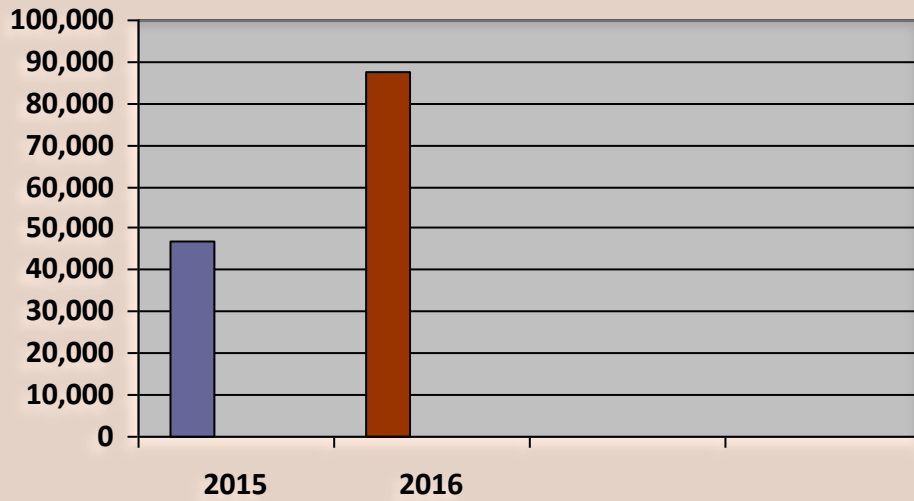
## *Livestock*



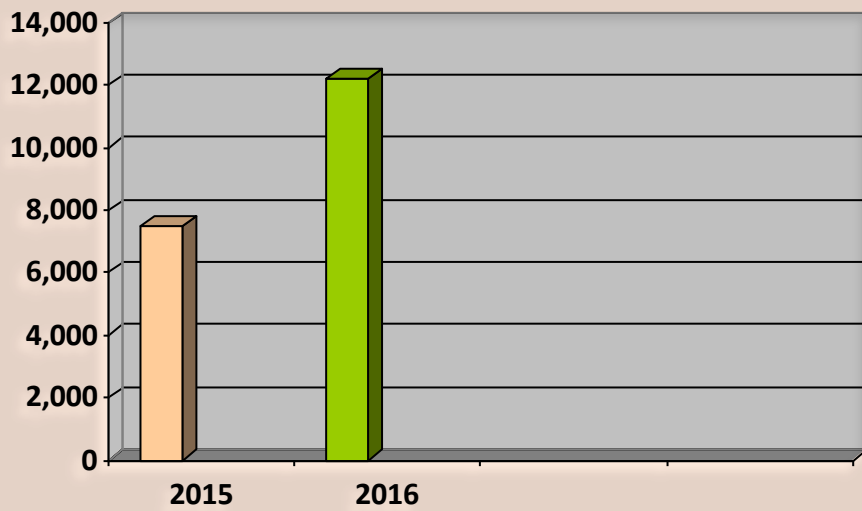
## *Wine Grapes*



## *Field Crops*



## *Fruits & Vegetables*



## *Apiary*

